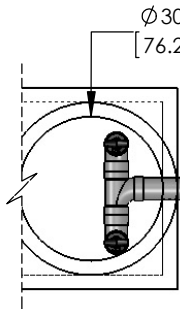
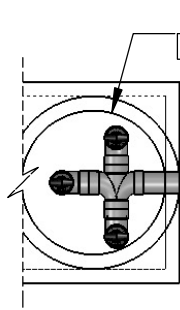
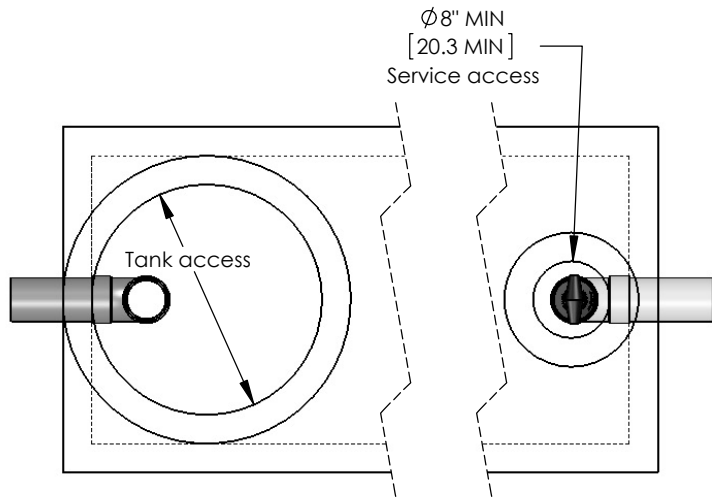
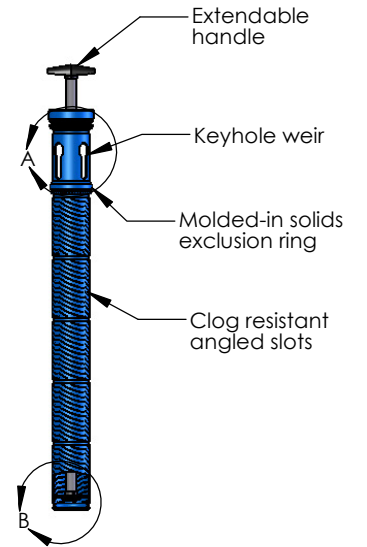
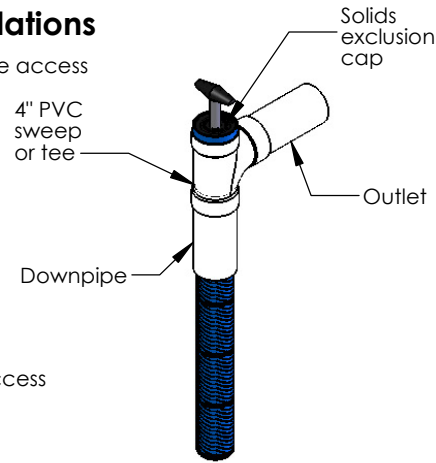


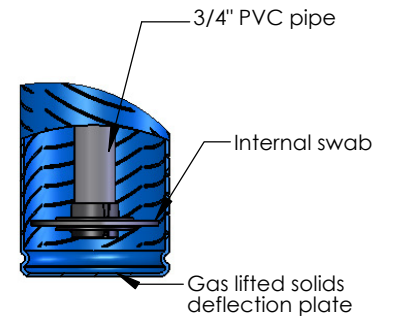
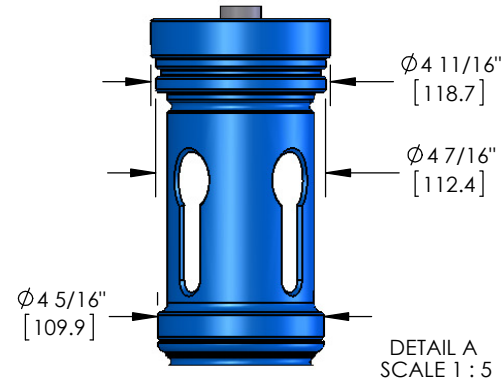
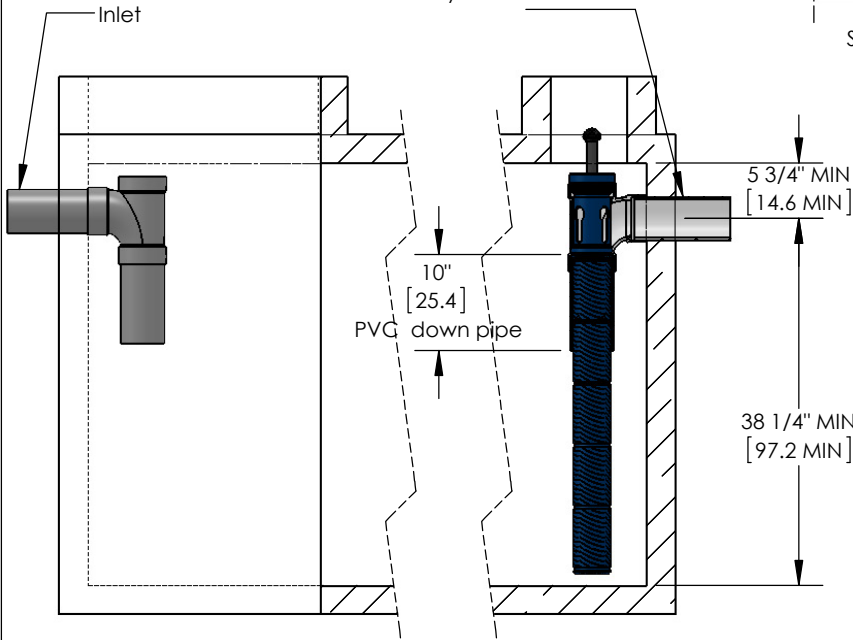
# Multiple SaniTEE® Installations



SCALE 1 : 40



Outlet  
 4" PVC sweep or tee & pipe provided by others to connect outlet to secondary tank



**Notes:**

- SNT 416 is a 1/16" [1.6mm] Effluent Screen capable of screening up to 1,000 GPD [3.8 cubic meters per day].
- SNT 418 is a 1/8" [3.2 mm] effluent screen capable of screening up to 2,000 GPD [7.6 cubic meters per day].
- Down pipe, outlet pipe, and tee or sweep not included.
- All appurtenances to SaniTEE® (e.g. septic tank, access risers, etc) must conform to all applicable codes.

DO NOT SCALE  
 UNLESS NOTED DIMENSIONS ARE IN INCHES [CENTIMETERS]  
 TOLERANCES ± 0.02 IN/IN [± 0.05 CM/CM]



4 Inch SANITEE

THE INFORMATION CONTAINED IN THIS DRAWING IS THE SOLE PROPERTY OF BIO-MICROBICS INC. ANY REPRODUCTION IN PART OR AS A WHOLE WITHOUT THE WRITTEN PERMISSION OF BIO-MICROBICS INC. IS PROHIBITED. DESIGN AND INVENTION RIGHTS ARE RESERVED. IN THE INTEREST OF TECHNOLOGICAL ADVANCEMENT, ALL PRODUCTS ARE SUBJECT TO DESIGN AND OR MATERIAL CHANGE WITHOUT NOTICE.

BIO-MICROBICS © 2014

WEIGHT		lb	SIZE	DRAWING NUMBER		SHEET 1 OF 1
NAME	DATE		A	SaniTEE® 416 & 418		
DRAWN	CTC	3/31/2005		REVISED 10/11/2013		
CHECKED	PF	10/11/2013		REV. INI-01-W		